

FACIT
New What's Up? 2
Workbook

*Observera att det kan förekomma fler språkligt korrekta svar än de som är angivna i facit.
 Det är en bedömning som varje lärare måste göra.*

Innehåll

Chapter 1 – It's number twelve.	2
Chapter 2 – Swing like a monkey.	2
Chapter 3 – Let's find a taxi!	3
Chapter 4 – I love coconuts.	4
Chapter 5 – Billy can swim.	5
Chapter 6 – Clap your hands.	6
Chapter 7 – Oh no, I feel dizzy!	7
Chapter 8 – So much ice in Antarctica.	9
Chapter 9 – Where is Billy?	10
Chapter 10 – What a lovely picnic!	11
Repetition Chapter 1 – 3.	12
Repetition Chapter 4 – 6.	13
Repetition Chapter 7 – 9.	14
Repetition Chapter 10.	15



Chapter 1 – It's number twelve.

Sid. 4 – 7

2 Write the numbers.

one	two	three
four	five	six
seven	eight	nine
ten	eleven	twelve

4 Listen and draw lines.

Ella – 8

Lisa – 2

Sam – 4

Max – 11


Chapter 2 – Swing like a monkey.

Sid. 8 – 11

2 Write the words.

lion	dog	frog
mouse	hippo	monkey
elephant	crocodile	
snake	bird	

3 Listen and circle.



Chapter 3 – Let's find a taxi!

Sid. 12 – 15

2 Write the words.

bus
bike
taxi
restaurant
shop
park
building

4 Listen and match.

1 – building
2 – restaurant
3 – bus
4 – park

Chapter 4 – I love coconuts.

Sid. 16 – 19

2 Write the words.

- | | |
|------------|-----------|
| 1. coconut | 5. boat |
| 2. sand | 6. water |
| 3. flower | 7. beach |
| 4. sun | 8. Island |

3 Read and circle the words.

B	W	A	T	E	R	Y	S
I	S	L	A	N	D	P	R
V	S	A	N	D	M	U	T
L	D	C	O	M	S	U	N
C	O	C	O	N	U	T	L
I	B	E	A	C	H	Q	Z
X	N	F	L	O	W	E	R
E	F	K	B	O	A	T	G

4. Listen and match.

- 1 – beach
- 2 – boat
- 3 – water
- 4 – sun
- 5 – coconut

Chapter 5 – Billy can swim.

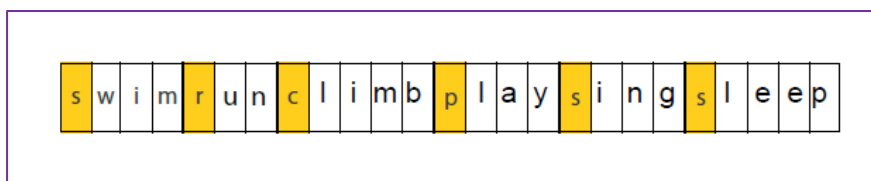
Sid. 20 – 23

2 Write what Billy can do.

(Orden kan skrivas i vilken ordning som helst.)

- | | |
|---------|----------|
| 1. play | 4. run |
| 2. swim | 5. sleep |
| 3. sing | 6. climb |

3. Fill in the words.



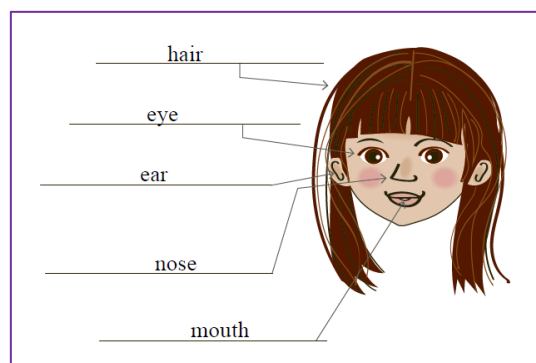
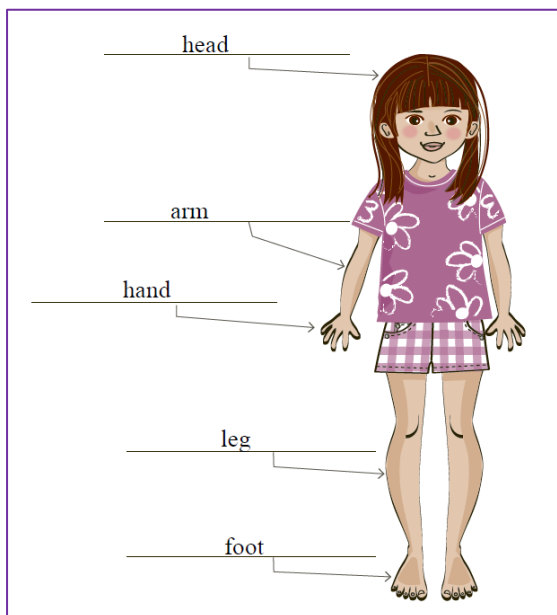
5. Listen and match.

- 1 – swim
- 2 – climb
- 3 – run
- 4 – sing
- 5 – play
- 6 – sleep

Chapter 6 – Clap your hands.

Sid. 24 – 27

2 Write the words.



4. Read and circle the words.

I	T	R	B	U	L	Y
K	P	F	O	O	T	P
H	A	N	D	S	F	U
O	R	W	Y	N	B	U
B	M	C	G	E	V	T
A	Z	L	E	G	H	Q

5. Listen and circle.

De kroppsdelar som ska ringas in är:

foot
eye
head
body

Chapter 7 – Oh no, I feel dizzy!

Sid. 28 – 31

2 Fill in the crossword.

Across →

Down ↓

1
2
3
4
5
6
7
8
9

waiter
dizzy
happy
dizzy
dizzy
dizzy
dizzy
dizzy
dizzy

3 Read and draw lines.

I feel hungry.

I feel thirsty.

I feel happy.

I feel angry.

I feel lazy.

I feel dizzy.

Forts. Chapter 7**4. Write the missing words.**

(Ordningen på orden kan varieras.)

1. The **waiter** feels **thirsty** and **hungry**.
2. The **bus driver** feels **angry** and **lazy**.
3. The **hairdresser** feels **happy** and **dizzy**.

5. Listen and match.

- 1 – thirsty
- 2 – hungry
- 3 – happy
- 4 – angry
- 5 – dizzy
- 6 – lazy

Chapter 8 – So much ice in Antarctica.

Sid. 32 – 35






2 Write the words.

- | | |
|------------|-------------|
| 1. seal | 6. sunny |
| 2. penguin | 7. cold |
| 3. windy | 8. mountain |
| 4. cloudy | 9. snow |
| 5. snowy | 10. ice |

3 Read and circle. What can you find in Antarctica?

ice, penguins, snow, seals, mountains

4 Read and match.

1 I really like the weather today. It's snowy.	
2 I really like the weather today. It's windy.	
3 I really like the weather today. It's very cold.	<input type="checkbox"/> 4
4 I really like the weather today. It's cloudy.	
5 I really like the weather today. It's sunny.	
	
<input type="checkbox"/> 2	<input type="checkbox"/> 1
	<input type="checkbox"/> 3
<input type="checkbox"/> 5	

5 Listen and match.

- 1 – snowy
- 2 – cold
- 3 – cloudy
- 4 – windy
- 5 – sunny

Chapter 9 – Where is Billy?

Sid. 36 – 39

2 Write the missing words. Look at the picture in exercise 1.

(Meningarna kan skrivas i olika ordning.)

1. Billy is **on** the **table**.
2. Billy is **next to** the **chair**.
3. Billy is **under** the **sofa**.
4. Billy is **in** the **picture**.
5. Billy is **behind** the **lamp**.

3 Read and tick right or wrong. Look at the picture in exercise 1.

- | | |
|-------------------------------|--------------|
| 1. Billy is on the sofa. | wrong |
| 2. Billy is behind the table. | wrong |
| 3. Billy is in the picture. | right |
| 4. Billy is next to the lamp. | wrong |
| 5. Billy is on the chair. | wrong |
| 6. Billy is under the sofa. | right |

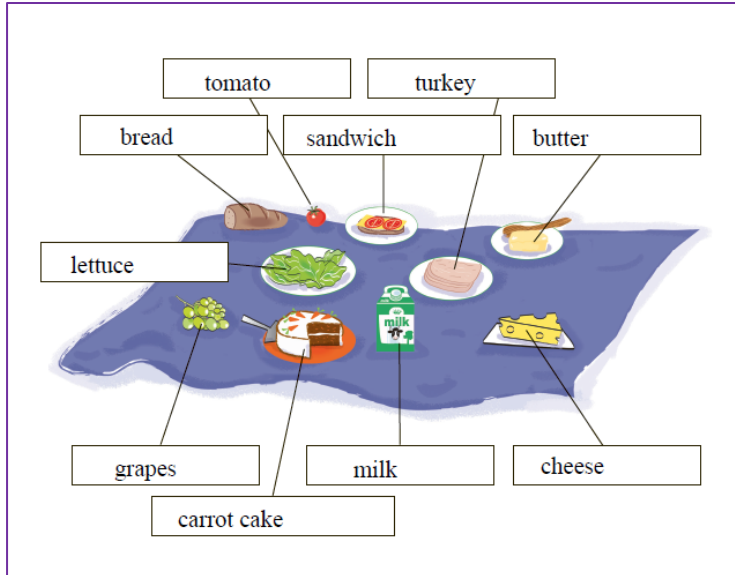
5. Listen and match.

- 1 – on the lamp
- 2 – in the picture
- 3 – next to the sofa
- 4 – on the chair
- 5 – on the table

Chapter 10 – What a lovely picnic!

Sid. 40 – 43

2 Write the words.



3 Fill in the missing words.

1. bread
2. turkey
3. cheese
4. carrot cake
5. milk

4. Read and match.

1 This is William. He loves cheese.
 2 This is Elsa. She likes milk.
 3 This is Ryan. He likes carrot cake.
 4 This is Natalie. She loves lettuce.
 5 This is Ben. He likes grapes.
 6 This is Anna. She loves turkey.

5 Listen and match. Look at the picture on page 43.

- 1 – grapes
- 2 – milk
- 3 – bread
- 4 – cheese
- 5 – carrot cake

Repetition Chapter 1 – 3**Sort the words.**

(Orden kan skrivas i olika ordning.)

Numbers

five
four
eleven
one
nine

Colours

blue
green
pink
yellow
black

Animals

frog
lion
elephant
hippo
mouse

In the town

building
people
shop
bike
bus

Repetition Chapter 7 – 9

Sort the words.

(Orden kan skrivas i olika ordning.)

Feelings

thirsty
angry
hungry
happy
dizzy

Furniture

picture
table
lamp
chair
sofa

In Antarctica

cloudy
ice
snowy
penguin
seal

Prepositions

next to
on
behind
under
in

